

Signify Classified - Internal
Cooper Lighting Solutions Photometric Lab
1121 Highway 74 South
Peachtree City, GA 30269



Scaled data based on original data using
LM-79-08 Approved Method: Electrical and Photometric Measurements of Solid-
State Lighting Products

Test Report Prepared for
Cooper Lighting Solutions
(formerly Eaton)

Brand: STREETWORKS

Report Number: P867848

Luminaire Tested: **MEM2-HSN-SA-30-722-U-T1**

Issue Date: 08/21/2024



Test Information

Test Method: LM-79-08
Report Number: P867848
Test Lab: INNOVATION CENTER(G3)
Issue Date: 08/21/2024
Manufacturer: COOPER LIGHTING SOLUTIONS (FORMERLY EATON)
Product Line: STREETWORKS
Catalog Number: MEM2-HSN-SA-30-722-U-T1
Description: EPIC MODERN SHORT HOUSING DISCRETE LED ARRAYS 30W 70CRI 2200K
FITXURE w/ TYPE 1 DISTRIBUTION OPTIC
Light Source: (10) 2200K CCT, 70 CRI LEDS
Ballast/Driver: ELECTRONIC DRIVER

Summary

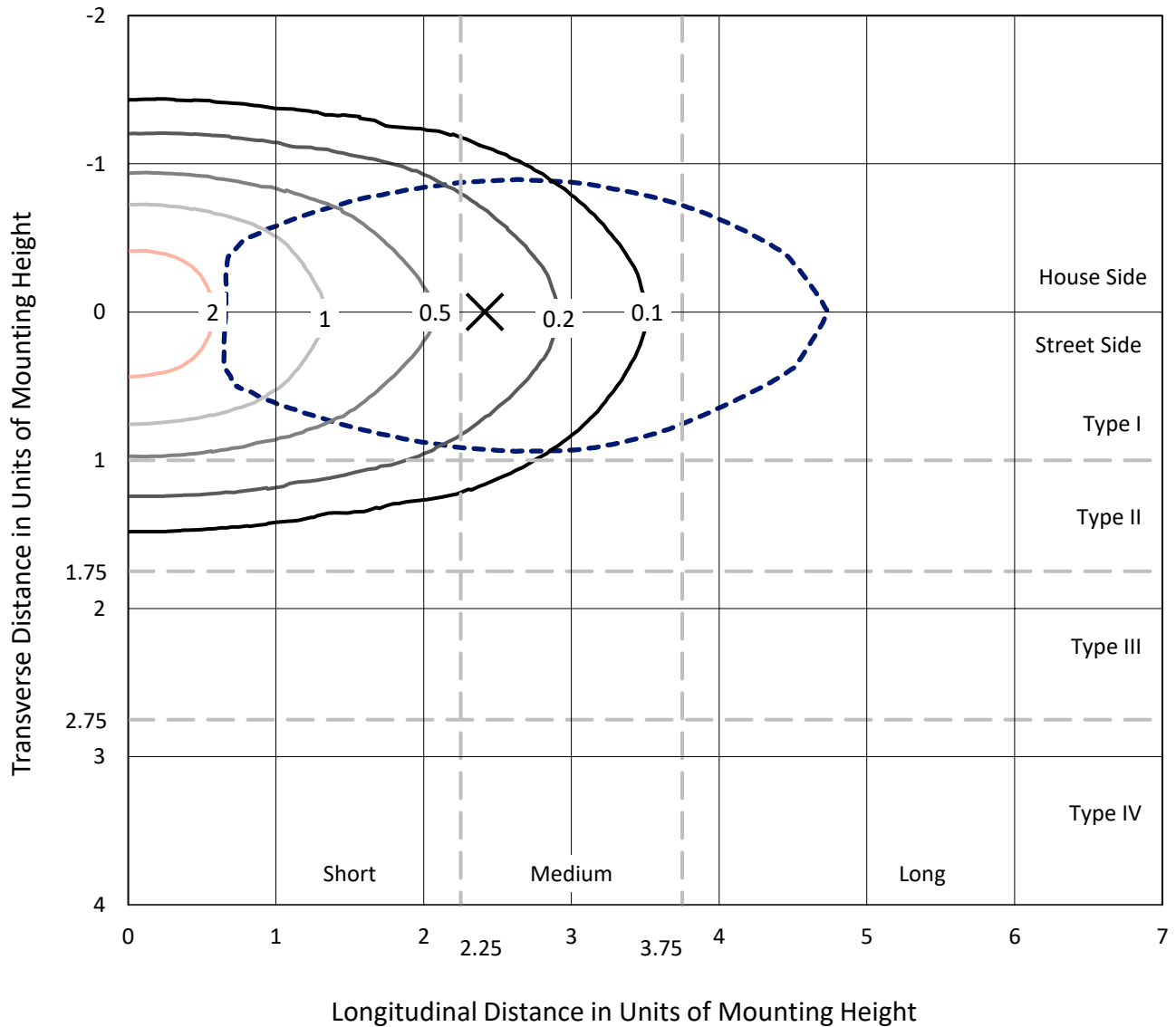
Lumens per Lamp: N/A
Luminaire Lumens: 4426.9 lumens
Efficiency: N/A
Efficacy: 135.0 lumens/watt
Luminous Opening: Rectangular (W 0.33' x L: 0.33' x H: 0')
IES Classification: Type I - Short
BUG Rating: B2 - U0 - G2

Input Watts (W): 32.8
Input Voltage (V): 120
Input Current (A_{in}): NR
Voltage Rise (V): NR
Power Factor: 0.99
Total Harmonic Distortion (THDi): 9.76%
Frequency (hertz): 60
Stabilization Time: NR
Operation Time: NR
Ambient Temperature (°C): NR
Test Distance: 24 FT

REPORT NUMBER: P867848
 CATALOG NUMBER: MEM2-HSN-SA-30-722-U-T1

Iso-Footcandle Lines of Horizontal Illumination

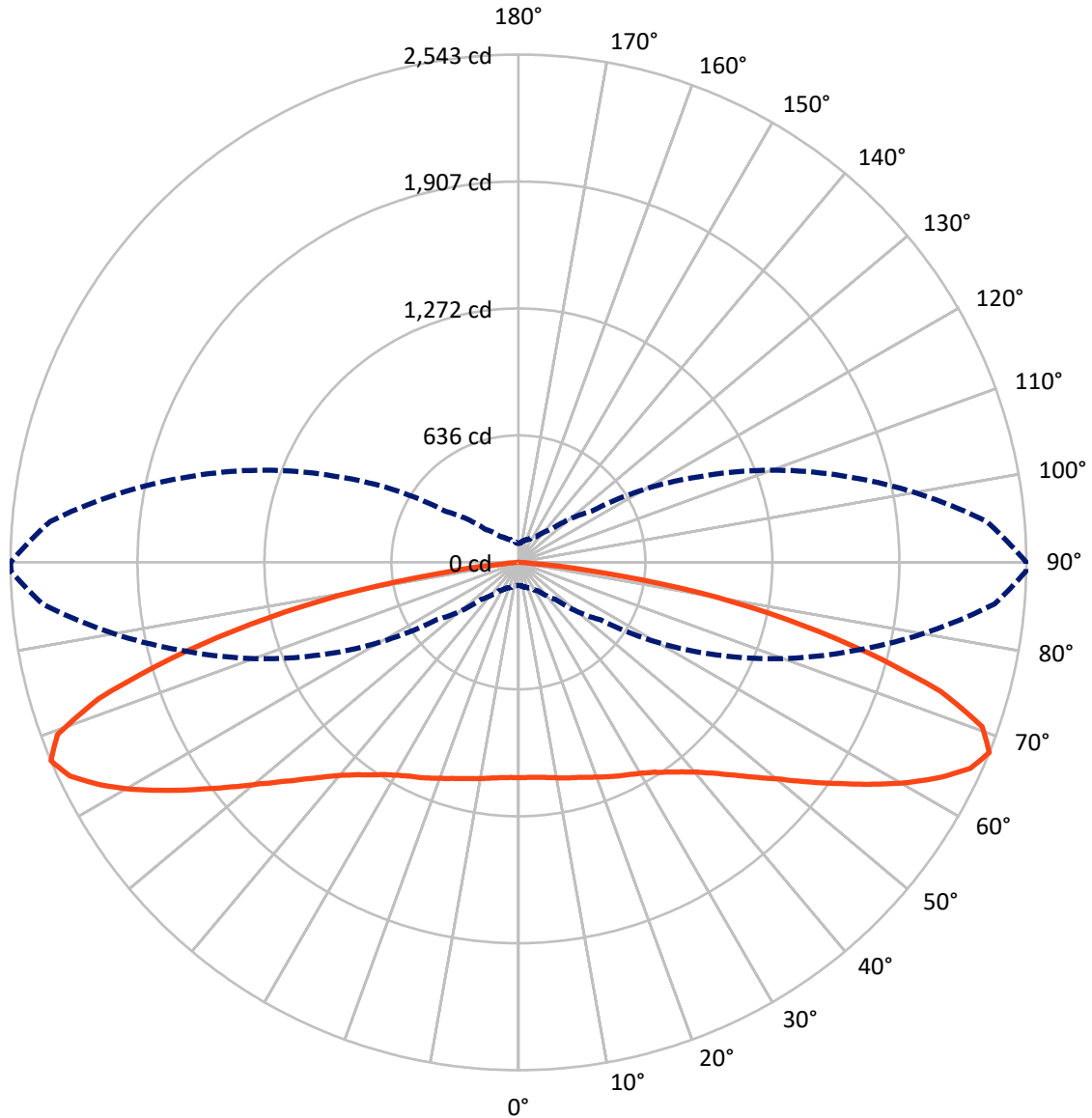
× Max cd
 - - - 1/2 Max cd



Based on 20 foot mounting height. Maximum calculated value = 2.7 fc
 Type I - Short - N/A

REPORT NUMBER: P867848
CATALOG NUMBER: MEM2-HSN-SA-30-722-U-T1

Luminous Intensity Polar Plot



— Vertical Plane Through 90-Deg Lateral - - - Horizontal Cone Through 67.5-Deg Vertical

REPORT NUMBER: P867848
 CATALOG NUMBER: MEM2-HSN-SA-30-722-U-T1

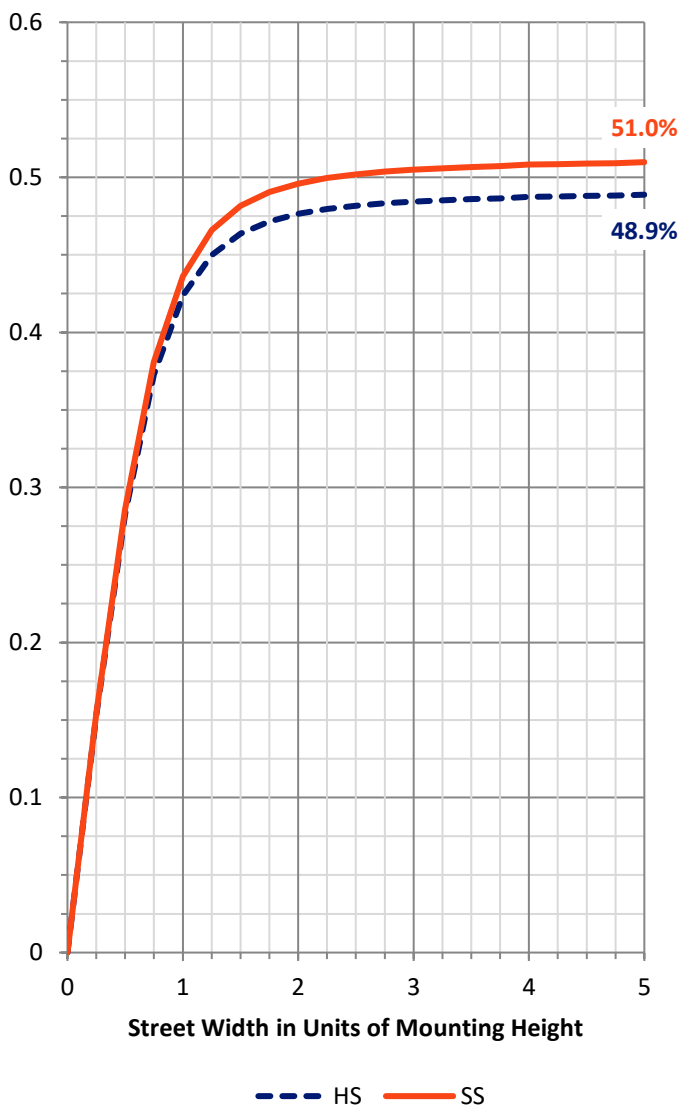
FLUX DISTRIBUTION:

		Downward	Upward	Total
House Side	Lumens	2174.2	0.0	2174.2
	% Fixture	49.1	0.0	49.1
Street Side	Lumens	2252.8	0.0	2252.8
	% Fixture	50.9	0.0	50.9
Total	Lumens	4426.9	0.0	4426.9
	% Fixture	100.0	0.0	100.0

ZONAL LUMENS:

Zone	Lumens	% Fixture
0°-10°	103.4	2.3
10°-20°	310.6	7.0
20°-30°	514.1	11.6
30°-40°	681.7	15.4
40°-50°	768.6	17.4
50°-60°	787.9	17.8
60°-70°	744.2	16.8
70°-80°	456.6	10.3
80°-90°	59.7	1.3
90°-100°	0.0	0.0
100°-110°	0.0	0.0
110°-120°	0.0	0.0
120°-130°	0.0	0.0
130°-140°	0.0	0.0
140°-150°	0.0	0.0
150°-160°	0.0	0.0
160°-170°	0.0	0.0
170°-180°	0.0	0.0
0°-90°	4426.9	100.0
0°-180°	4426.9	100.0

Coefficient of Utilization



REPORT NUMBER: P867848

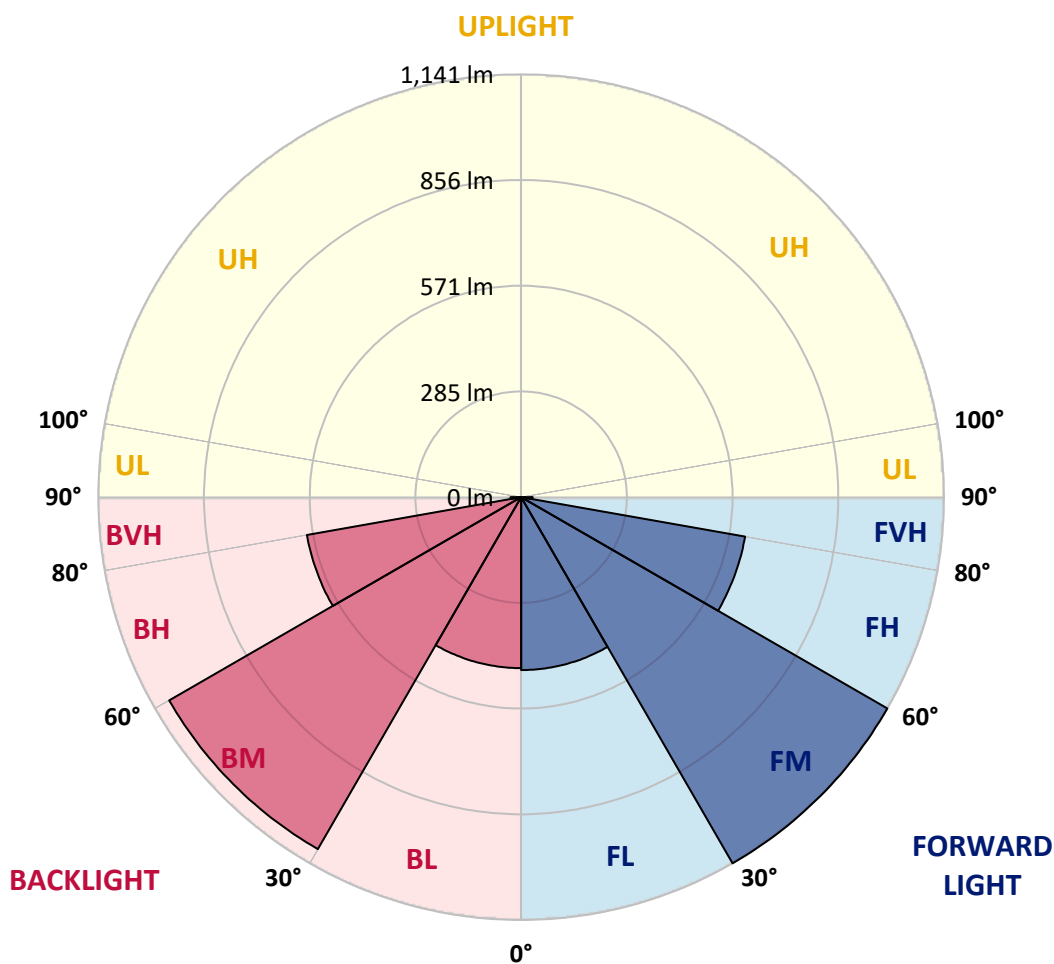
CATALOG NUMBER: MEM2-HSN-SA-30-722-U-T1

LUMINAIRE CLASSIFICATION SYSTEM LUMEN TABLE AND BUG RATING:

Zone	Lumens	% Fixture	Zone Rating/Lumen Limit		
			B	U	G
FL (0°-30°)	466.7	10.5			
FM (30°-60°)	1141.2	25.8			
FH (60°-80°)	613.7	13.9			G0/660
FVH (80°-90°)	31.1	0.7			G1/100
BL (0°-30°)	461.4	10.4	B1/500		
BM (30°-60°)	1097.0	24.8	B2/2500		
BH (60°-80°)	587.1	13.3	B2/1000		G2/1000
BVH (80°-90°)	28.6	0.6			G1/100
UL (90°-100°)	0.0	0.0		U0/0	
UH (100°-180°)	0.0	0.0		U0/0	

BUG Rating: B2-U0-G2

Type I Short





REPORT NUMBER: P867848
 CATALOG NUMBER: MEM2-HSN-SA-30-722-U-T1

CANDELA DISTRIBUTION (FULL):

	0°	5°	15°	25°	35°	45°	55°	65°	75°	85°	89°
0°	1078.6	1078.6	1078.6	1078.6	1078.6	1078.6	1078.6	1078.6	1078.6	1078.6	1078.6
2.5°	1082.9	1082.9	1080.3	1076.1	1075.2	1076.1	1081.2	1078.6	1078.6	1079.5	1078.6
5°	1082.9	1082.9	1081.2	1076.9	1076.9	1076.9	1082.9	1080.3	1081.2	1082.0	1082.0
7.5°	1084.6	1084.6	1082.9	1079.5	1079.5	1079.5	1088.0	1086.3	1086.3	1088.8	1087.1
10°	1088.8	1087.1	1085.4	1086.3	1083.7	1088.0	1092.2	1093.1	1096.5	1098.2	1097.3
12.5°	1088.8	1087.1	1082.9	1088.0	1088.0	1093.9	1099.9	1103.3	1107.5	1107.5	1107.5
15°	1083.7	1082.0	1078.6	1087.1	1090.5	1098.2	1106.7	1111.8	1119.4	1119.4	1118.6
17.5°	1077.8	1075.2	1073.5	1086.3	1093.9	1104.1	1116.9	1123.7	1132.2	1133.0	1131.3
20°	1066.7	1065.9	1066.7	1083.7	1097.3	1111.8	1127.1	1136.4	1147.5	1150.9	1148.3
22.5°	1054.8	1054.8	1058.2	1081.2	1102.4	1122.0	1142.4	1154.3	1165.3	1168.7	1165.3
25°	1038.7	1038.7	1045.5	1072.7	1104.1	1133.0	1156.8	1173.0	1183.2	1186.6	1184.9
27.5°	1014.0	1014.0	1021.7	1055.7	1099.0	1141.5	1172.1	1190.8	1201.9	1205.3	1203.6
30°	979.2	977.5	987.7	1030.2	1089.7	1150.9	1190.0	1209.5	1224.0	1226.5	1224.0
32.5°	923.9	926.5	941.8	995.3	1074.4	1156.8	1211.2	1234.2	1250.3	1255.4	1253.7
35°	856.8	861.0	882.3	951.1	1045.5	1156.0	1233.3	1261.4	1282.6	1289.4	1288.6
37.5°	776.9	782.8	809.2	889.9	1002.1	1143.2	1253.7	1292.0	1320.0	1328.5	1330.2
40°	689.3	695.3	729.3	818.5	943.5	1113.5	1265.6	1326.8	1364.2	1381.2	1383.8
42.5°	596.7	606.9	647.7	734.4	872.9	1065.9	1265.6	1360.8	1406.7	1438.2	1440.7
45°	507.4	515.9	565.2	650.2	797.3	1004.7	1251.2	1394.8	1464.5	1518.9	1517.2
47.5°	430.1	432.6	477.7	563.5	713.1	935.0	1221.4	1425.4	1525.7	1598.0	1613.3
50°	350.2	356.1	394.4	479.4	627.3	858.5	1171.3	1445.0	1588.6	1698.3	1717.8
52.5°	294.1	294.9	323.8	402.0	538.0	765.8	1110.9	1450.1	1649.0	1807.1	1830.9
55°	239.7	243.9	268.6	327.2	452.2	674.9	1032.7	1442.4	1704.2	1912.5	1956.7
57.5°	205.7	206.5	224.4	271.1	381.6	578.0	946.0	1416.9	1750.1	2028.9	2085.0
60°	176.8	176.8	190.4	226.1	308.5	483.6	844.0	1371.9	1775.6	2153.9	2235.5
62.5°	153.8	154.7	166.6	192.9	256.7	399.5	731.8	1301.3	1785.0	2274.6	2368.1
65°	139.4	140.2	147.0	164.9	211.6	324.7	617.1	1215.5	1772.2	2364.7	2486.2
67.5°	115.6	116.4	128.3	141.9	175.9	260.9	501.5	1096.5	1720.4	2392.7	2541.5
70°	88.4	90.9	107.1	121.5	146.2	208.2	385.0	939.2	1596.3	2297.5	2450.5
72.5°	73.9	74.8	86.7	102.8	122.4	163.2	292.4	739.5	1407.6	2051.9	2221.9
75°	64.6	65.4	72.2	86.7	102.0	130.9	203.1	510.8	1122.8	1659.2	1814.7
77.5°	58.6	59.5	61.2	73.1	85.8	101.1	143.6	303.4	792.2	1268.2	1349.8
80°	56.1	56.1	51.8	60.3	70.5	79.0	96.0	174.2	508.3	855.1	920.5
82.5°	39.9	39.1	35.7	37.4	43.3	43.3	49.3	72.2	194.6	361.2	391.8
85°	2.5	2.5	4.2	5.1	7.6	10.2	12.7	17.0	49.3	67.1	69.7
87.5°	0.8	0.8	0.8	0.8	0.8	1.7	1.7	1.7	2.5	3.4	3.4
90°	0.0	0.0	0.0	0.0	0.0	0.0	0.0	0.0	0.0	0.0	0.0



REPORT NUMBER: P867848
 CATALOG NUMBER: MEM2-HSN-SA-30-722-U-T1

CANDELA DISTRIBUTION (continued):

	90°	95°	105°	115°	125°	135°	145°	155°	165°	175°	180°
0°	1078.6	1078.6	1078.6	1078.6	1078.6	1078.6	1078.6	1078.6	1078.6	1078.6	1078.6
2.5°	1077.8	1078.6	1078.6	1080.3	1082.0	1081.2	1080.3	1082.0	1079.5	1074.4	1073.5
5°	1081.2	1081.2	1080.3	1082.0	1083.7	1082.0	1080.3	1080.3	1078.6	1073.5	1072.7
7.5°	1088.0	1087.1	1087.1	1087.1	1087.1	1084.6	1082.0	1080.3	1077.8	1072.7	1070.1
10°	1097.3	1096.5	1095.6	1094.8	1090.5	1088.0	1083.7	1081.2	1077.8	1071.8	1070.1
12.5°	1107.5	1105.8	1104.1	1105.0	1096.5	1088.8	1084.6	1078.6	1076.1	1062.5	1059.9
15°	1117.7	1115.2	1114.3	1110.9	1102.4	1091.4	1082.9	1074.4	1065.9	1053.1	1048.9
17.5°	1131.3	1129.6	1124.5	1121.1	1109.2	1093.9	1081.2	1069.3	1058.2	1042.9	1040.4
20°	1147.5	1145.8	1140.7	1133.9	1118.6	1099.9	1082.0	1063.3	1049.7	1031.9	1027.6
22.5°	1165.3	1162.8	1158.5	1150.9	1131.3	1109.2	1084.6	1059.9	1039.5	1019.1	1016.6
25°	1184.0	1182.3	1178.1	1167.0	1145.8	1118.6	1084.6	1048.0	1022.5	1004.7	997.0
27.5°	1201.9	1201.0	1195.9	1183.2	1161.1	1125.4	1076.9	1028.5	994.5	970.7	965.6
30°	1224.8	1223.1	1217.2	1202.7	1178.1	1129.6	1061.6	995.3	952.8	926.5	918.8
32.5°	1252.9	1251.2	1242.7	1224.8	1198.5	1130.5	1039.5	952.8	896.7	868.7	859.3
35°	1290.3	1286.9	1275.8	1254.6	1218.0	1122.0	1000.4	898.4	829.6	793.0	780.3
37.5°	1331.1	1326.8	1312.4	1286.0	1231.6	1099.0	945.2	825.3	747.1	703.8	694.4
40°	1381.2	1375.3	1353.2	1316.6	1236.7	1059.1	883.1	750.5	667.2	619.6	608.6
42.5°	1444.1	1433.9	1398.2	1350.6	1226.5	1004.7	809.2	673.2	578.0	533.8	531.2
45°	1519.8	1503.6	1450.1	1383.8	1204.4	936.7	731.0	586.5	495.5	452.2	441.1
47.5°	1609.0	1589.5	1510.4	1409.3	1161.1	867.0	646.8	502.3	419.0	374.8	366.3
50°	1707.6	1688.9	1574.2	1423.7	1114.3	785.4	564.4	427.5	344.2	307.7	307.7
52.5°	1827.5	1785.0	1635.4	1425.4	1042.9	695.3	485.3	354.4	289.0	256.7	249.9
55°	1955.0	1904.8	1690.6	1410.1	969.0	612.8	400.3	294.9	237.1	214.2	208.2
57.5°	2096.9	2020.4	1730.6	1379.5	875.5	522.7	334.0	243.1	199.7	181.0	178.5
60°	2239.7	2141.1	1754.4	1327.7	776.0	439.4	277.9	203.1	171.7	158.1	155.5
62.5°	2372.3	2239.7	1756.1	1252.0	679.1	366.3	227.8	175.1	152.1	141.9	141.9
65°	2487.1	2322.2	1727.2	1155.1	555.9	294.1	187.8	147.9	132.6	121.5	119.0
67.5°	2543.2	2353.6	1676.2	1022.5	445.4	232.9	158.1	128.3	113.9	96.9	95.2
70°	2464.1	2262.7	1545.3	852.5	344.2	185.3	131.7	109.6	95.2	80.7	79.0
72.5°	2211.7	2020.4	1333.6	660.4	259.2	149.6	109.6	93.5	78.2	70.5	68.8
75°	1809.6	1680.4	1054.0	454.7	181.0	117.3	91.8	79.0	66.3	62.9	62.0
77.5°	1373.6	1249.5	770.1	284.7	124.1	91.8	78.2	67.1	57.8	60.3	58.6
80°	917.1	860.2	511.7	161.5	83.3	67.1	59.5	49.3	44.2	51.0	49.3
82.5°	416.5	394.4	240.5	70.5	37.4	28.9	20.4	15.3	11.9	11.0	12.7
85°	69.7	61.2	17.0	7.6	4.2	2.5	1.7	1.7	0.8	0.8	0.8
87.5°	3.4	2.5	2.5	1.7	0.8	0.8	0.8	0.8	0.8	0.0	0.0
90°	0.0	0.0	0.0	0.0	0.0	0.0	0.0	0.0	0.0	0.0	0.0

LM-79-2019: Approved Method: Electrical and Photometric Measurements of Solid-
State Lighting Products

Report Prepared for

Cooper Lighting Solutions

Streetworks

Report Number: SP1-2407-157-2

Test Date: 08/07/2024

Luminaire Tested: MEM2-HTN-SA-30-722-U-5WQ-2

Data in this report applies to families of products including MEM2-HTN-SA-30-722-U-5WQ-2

Test Information

Test Method: LM-79-2019
 Report Number: SP1-2407-157-2
 Test Lab: COOPER LIGHTING SOLUTIONS
 Photometer: SP1 - 76IN SPHERE
 Measurement Geometry: 4π
 Issue Date: 08/20/2024
 Manufacturer: COOPER LIGHTING SOLUTIONS
 Product Line: Streetworks
 Catalog Number: **MEM2-HTN-SA-30-722-U-5WQ-2**
 Description: Epic Modern Light Square 30W 5WQ Optic and Flare Trim

Spectral Parameters

CCT (K): 2253
 CIE u': 0.2868
 CIE v': 0.5332
 Duv: -0.0014
 CIE x: 0.4974
 CIE y: 0.4110
 CIE z: 0.0915
 Peak Wavelength (nm): 603
 Dominant Wavelength (nm): 587
 Purity: 72.69432
 Rf: 76.9
 Rg: 92.7

CRI (Ra):	70.6		
R1:	68.4	R9:	-36.0
R2:	88.7	R10:	78.2
R3:	85.4	R11:	61.0
R4:	63.5	R12:	74.2
R5:	69.0	R13:	72.8
R6:	88.9	R14:	92.2
R7:	68.5	R15:	58.0
R8:	32.0		



Test Conditions

Stabilization Time: 29M
 Operation Time: 1H 29M
 Sphere Temperature (°C): 24.1

REPORT NUMBER: SP1-2407-157-2

Measurement and Test Equipment			
Instrument	Identification Number	Calibration Date	Calibration Due Date
Photometer	IN0058	6/18/2024	12/18/2024
Power Meter	INXT2011004	2/8/2024	2/8/2025
AC Power Source	IN0063	10/24/2023	10/24/2024
DC Power Source	IN0208	10/24/2023	10/24/2024
Sphere Thermometer	IN0085	10/24/2023	10/24/2024
Room Thermometer	IN0046	10/24/2023	10/24/2024

REPORT NUMBER: SP1-2407-157-2

CIE 1931 Chromaticity Diagram



CIE 1931 Chromaticity Diagram with 2017 ANSI 7-Step and 4-Step Quadrangles



Point lies inside the ANSI 2200K 4-step quadrangle

REPORT NUMBER: SP1-2407-157-2

Photopic Flux vs. Wavelength



Photopic Lumens: NR

λ (nm)	Power W [^] /nm	Lumens (φ/nm)	λ (nm)	Power W [^] /nm	Lumens (φ/nm)	λ (nm)	Power W [^] /nm	Lumens (φ/nm)	λ (nm)	Power W [^] /nm	Lumens (φ/nm)	λ (nm)	Power W [^] /nm	Lumens (φ/nm)
360	0	NR	490	117	NR	620	896	NR	750	20	NR	880	0	NR
365	0	NR	495	137	NR	625	838	NR	755	17	NR	885	0	NR
370	0	NR	500	160	NR	630	774	NR	760	14	NR	890	0	NR
375	0	NR	505	183	NR	635	704	NR	765	12	NR	895	0	NR
380	0	NR	510	202	NR	640	635	NR	770	10	NR	900	0	NR
385	0	NR	515	219	NR	645	565	NR	775	9	NR	905	0	NR
390	0	NR	520	235	NR	650	501	NR	780	7	NR	910	0	NR
395	0	NR	525	249	NR	655	440	NR	785	6	NR	915	0	NR
400	0	NR	530	263	NR	660	383	NR	790	5	NR	920	0	NR
405	0	NR	535	281	NR	665	332	NR	795	5	NR	925	0	NR
410	1	NR	540	302	NR	670	286	NR	800	4	NR	930	0	NR
415	3	NR	545	331	NR	675	245	NR	805	3	NR	935	0	NR
420	6	NR	550	366	NR	680	210	NR	810	3	NR	940	0	NR
425	12	NR	555	411	NR	685	178	NR	815	3	NR	945	0	NR
430	21	NR	560	469	NR	690	152	NR	820	2	NR	950	0	NR
435	38	NR	565	536	NR	695	129	NR	825	2	NR	955	0	NR
440	66	NR	570	614	NR	700	109	NR	830	2	NR	960	0	NR
445	122	NR	575	701	NR	705	92	NR	835	1	NR	965	0	NR
450	215	NR	580	785	NR	710	77	NR	840	1	NR	970	0	NR
455	236	NR	585	863	NR	715	66	NR	845	1	NR	975	0	NR
460	170	NR	590	928	NR	720	55	NR	850	1	NR	980	0	NR
465	148	NR	595	971	NR	725	47	NR	855	1	NR	985	0	NR
470	132	NR	600	994	NR	730	40	NR	860	1	NR	990	0	NR
475	104	NR	605	996	NR	735	33	NR	865	1	NR	995	0	NR
480	97	NR	610	979	NR	740	28	NR	870	1	NR	1000	0	NR
485	105	NR	615	943	NR	745	24	NR	875	0	NR			

REPORT NUMBER: SP1-2407-157-2

Scotopic Flux vs. Wavelength



Scotopic Lumens: NR

S/P: 0.96

λ (nm)	Power W [^] /nm	Lumens (φ/nm)	λ (nm)	Power W [^] /nm	Lumens (φ/nm)	λ (nm)	Power W [^] /nm	Lumens (φ/nm)	λ (nm)	Power W [^] /nm	Lumens (φ/nm)	λ (nm)	Power W [^] /nm	Lumens (φ/nm)
360	0	NR	490	117	NR	620	896	NR	750	20	NR	880	0	NR
365	0	NR	495	137	NR	625	838	NR	755	17	NR	885	0	NR
370	0	NR	500	160	NR	630	774	NR	760	14	NR	890	0	NR
375	0	NR	505	183	NR	635	704	NR	765	12	NR	895	0	NR
380	0	NR	510	202	NR	640	635	NR	770	10	NR	900	0	NR
385	0	NR	515	219	NR	645	565	NR	775	9	NR	905	0	NR
390	0	NR	520	235	NR	650	501	NR	780	7	NR	910	0	NR
395	0	NR	525	249	NR	655	440	NR	785	6	NR	915	0	NR
400	0	NR	530	263	NR	660	383	NR	790	5	NR	920	0	NR
405	0	NR	535	281	NR	665	332	NR	795	5	NR	925	0	NR
410	1	NR	540	302	NR	670	286	NR	800	4	NR	930	0	NR
415	3	NR	545	331	NR	675	245	NR	805	3	NR	935	0	NR
420	6	NR	550	366	NR	680	210	NR	810	3	NR	940	0	NR
425	12	NR	555	411	NR	685	178	NR	815	3	NR	945	0	NR
430	21	NR	560	469	NR	690	152	NR	820	2	NR	950	0	NR
435	38	NR	565	536	NR	695	129	NR	825	2	NR	955	0	NR
440	66	NR	570	614	NR	700	109	NR	830	2	NR	960	0	NR
445	122	NR	575	701	NR	705	92	NR	835	1	NR	965	0	NR
450	215	NR	580	785	NR	710	77	NR	840	1	NR	970	0	NR
455	236	NR	585	863	NR	715	66	NR	845	1	NR	975	0	NR
460	170	NR	590	928	NR	720	55	NR	850	1	NR	980	0	NR
465	148	NR	595	971	NR	725	47	NR	855	1	NR	985	0	NR
470	132	NR	600	994	NR	730	40	NR	860	1	NR	990	0	NR
475	104	NR	605	996	NR	735	33	NR	865	1	NR	995	0	NR
480	97	NR	610	979	NR	740	28	NR	870	1	NR	1000	0	NR
485	105	NR	615	943	NR	745	24	NR	875	0	NR			

REPORT NUMBER: SP1-2407-157-2

Melanopic Flux vs. Wavelength



Melanopic Lumens: NR

M/P: 1.71

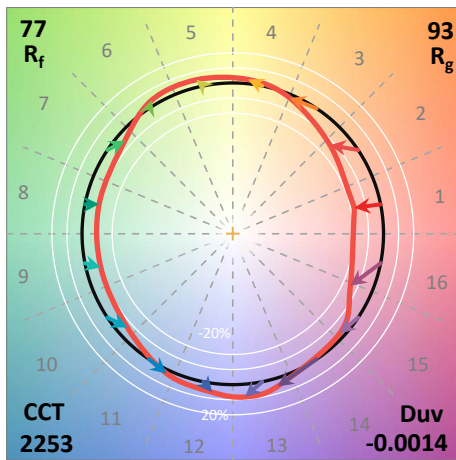
λ (nm)	Power W [^] /nm	Lumens (φ/nm)	λ (nm)	Power W [^] /nm	Lumens (φ/nm)	λ (nm)	Power W [^] /nm	Lumens (φ/nm)	λ (nm)	Power W [^] /nm	Lumens (φ/nm)	λ (nm)	Power W [^] /nm	Lumens (φ/nm)
360	0	NR	490	117	NR	620	896	NR	750	20	NR	880	0	NR
365	0	NR	495	137	NR	625	838	NR	755	17	NR	885	0	NR
370	0	NR	500	160	NR	630	774	NR	760	14	NR	890	0	NR
375	0	NR	505	183	NR	635	704	NR	765	12	NR	895	0	NR
380	0	NR	510	202	NR	640	635	NR	770	10	NR	900	0	NR
385	0	NR	515	219	NR	645	565	NR	775	9	NR	905	0	NR
390	0	NR	520	235	NR	650	501	NR	780	7	NR	910	0	NR
395	0	NR	525	249	NR	655	440	NR	785	6	NR	915	0	NR
400	0	NR	530	263	NR	660	383	NR	790	5	NR	920	0	NR
405	0	NR	535	281	NR	665	332	NR	795	5	NR	925	0	NR
410	1	NR	540	302	NR	670	286	NR	800	4	NR	930	0	NR
415	3	NR	545	331	NR	675	245	NR	805	3	NR	935	0	NR
420	6	NR	550	366	NR	680	210	NR	810	3	NR	940	0	NR
425	12	NR	555	411	NR	685	178	NR	815	3	NR	945	0	NR
430	21	NR	560	469	NR	690	152	NR	820	2	NR	950	0	NR
435	38	NR	565	536	NR	695	129	NR	825	2	NR	955	0	NR
440	66	NR	570	614	NR	700	109	NR	830	2	NR	960	0	NR
445	122	NR	575	701	NR	705	92	NR	835	1	NR	965	0	NR
450	215	NR	580	785	NR	710	77	NR	840	1	NR	970	0	NR
455	236	NR	585	863	NR	715	66	NR	845	1	NR	975	0	NR
460	170	NR	590	928	NR	720	55	NR	850	1	NR	980	0	NR
465	148	NR	595	971	NR	725	47	NR	855	1	NR	985	0	NR
470	132	NR	600	994	NR	730	40	NR	860	1	NR	990	0	NR
475	104	NR	605	996	NR	735	33	NR	865	1	NR	995	0	NR
480	97	NR	610	979	NR	740	28	NR	870	1	NR	1000	0	NR
485	105	NR	615	943	NR	745	24	NR	875	0	NR			

Summary

$R_f = 76.9$
 $R_g = 92.7$
 CIE $R_a = 70.6$
 $R_9 = -36.0$



Color Vector Graphics



Individual Sample Fidelity Index ($R_{f,i}$)

CES01 = 87	CES26 = 76	CES51 = 88	CES76 = 78
CES02 = 65	CES27 = 94	CES52 = 85	CES77 = 75
CES03 = 32	CES28 = 93	CES53 = 80	CES78 = 79
CES04 = 72	CES29 = 81	CES54 = 86	CES79 = 82
CES05 = 51	CES30 = 91	CES55 = 83	CES80 = 81
CES06 = 52	CES31 = 83	CES56 = 77	CES81 = 51
CES07 = 44	CES32 = 75	CES57 = 75	CES82 = 92
CES08 = 42	CES33 = 88	CES58 = 76	CES83 = 88
CES09 = 29	CES34 = 88	CES59 = 84	CES84 = 90
CES10 = 79	CES35 = 94	CES60 = 91	CES85 = 65
CES11 = 62	CES36 = 90	CES61 = 82	CES86 = 48
CES12 = 68	CES37 = 97	CES62 = 91	CES87 = 76
CES13 = 45	CES38 = 98	CES63 = 86	CES88 = 78
CES14 = 75	CES39 = 97	CES64 = 70	CES89 = 61
CES15 = 72	CES40 = 94	CES65 = 71	CES90 = 80
CES16 = 48	CES41 = 95	CES66 = 71	CES91 = 80
CES17 = 51	CES42 = 89	CES67 = 70	CES92 = 51
CES18 = 57	CES43 = 80	CES68 = 74	CES93 = 68
CES19 = 74	CES44 = 99	CES69 = 84	CES94 = 44
CES20 = 68	CES45 = 83	CES70 = 72	CES95 = 66
CES21 = 88	CES46 = 81	CES71 = 75	CES96 = 75
CES22 = 81	CES47 = 88	CES72 = 89	CES97 = 76
CES23 = 92	CES48 = 73	CES73 = 68	CES98 = 72
CES24 = 92	CES49 = 82	CES74 = 85	CES99 = 63
CES25 = 73	CES50 = 87	CES75 = 80	



Color Rendition by Hue-Angle Bin



Measure Comparisons



(END OF REPORT)